



ALUMINESS PRODUCTS INC
 9402 Wheatlands Ct. Suite A
 Santee, CA 92071
 Phone 619-449-9930
 Fax 619-449-9932
 aluminess@sbcglobal.net

Roof Rack Style (see note at bottom)
Side Rail
Double Loop
Double Loop Open Front
Double Loop Open Back

Flooring Options
Open- Crossbars only (Shown below)
Catwalk - 12" Wide Walkway (Usually down the center)
Expanded Metal - 4' x 8'
Expanded Metal - 4' x 10'
Slats 3" wide with 4" Gaps
Tread Plate 4' x 8'

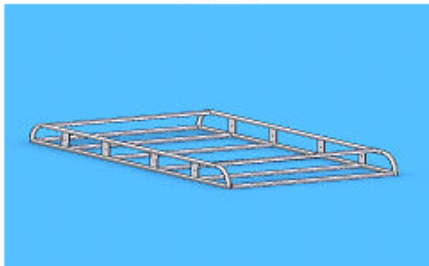
Accessory Options
Added Length 9'4" to 11' or 12'
Air Dam / Spoiler (May require 1 additional crossbar)
Light Tab
Additional Crossbar
Yakima Crossbar
Boat Rollers

HOW TO DESIGN A ROOF RACK:	
STEP 1:	CHOOSE A ROOF RACK STYLE (SEE THE NOTE AT BOTTOM)
STEP 2:	CHOOSE A FLOORING STYLE
STEP 3:	ADD ON DESIRED ACCESSORIES
STEP 4:	CONTACT ALUMINESS PRODUCTS

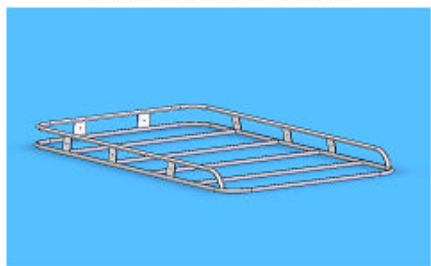
FLOORING NOTES:	
1	THE CROSSBARS ONLY OPTION IS NO EXTRA CHARGE
2	CATWALK MAY ALSO HAVE OTHER FLOORING ON SIDES
3	EXPANDED METAL TAKES TWO 4'x10' SHEETS TO COVER A WHOLE RACK

STANDARD DIMENSIONS
WIDTH 5'
LENGTH 9' 4"
HEIGHT 7 5/8"

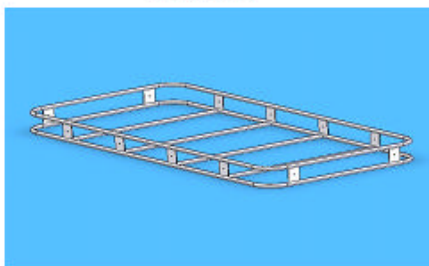
Side Rail



Double Loop Open Front/Rear



Double Loop



NOTE: The stock van roof line is compatible with the double loop or with the double loop open front/rear. The Side rail style is only compatible with a pop top/penthouse top.