



Solar Panel Mount Installation Instructions

P/N: 281046 Adjustable Solar Panel Mount – Chevy Express

Before you begin:

- Stainless steel hardware may bind together when tightened. Apply anti-seize lubricant
- Compatible with Mercedes Sprinter, Ford Transit, Nissan NV, and Dodge Promasters
- Unless otherwise specified, refer to the general torque value at the end of the instructions for specified torque values.



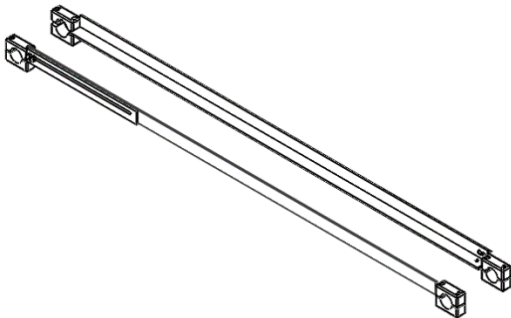
Required tools:

- Standard hex head set
- Phillips flat head screwdriver
- 5/16" drill bit & power drill

Included Hardware:

PN	Description	Quantity
70014	¼-20 x 1 ¼" button head bolts SS	10
70008	¼-20 Nylock nuts SS	10
70009	¼" Washers SS	20
70246	Antiseize bolt lubricant packet, 2g	1

Additional Parts:

Description	Quantity	Picture
Adjustable Solar Panel Mount	2	



Install Instructions:

1. Loosely fasten the two angle pieces together using the provide hardware. Reference figure 1.

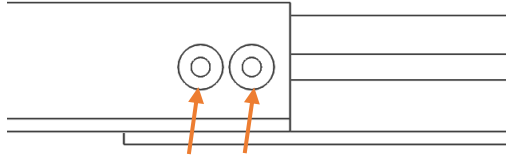
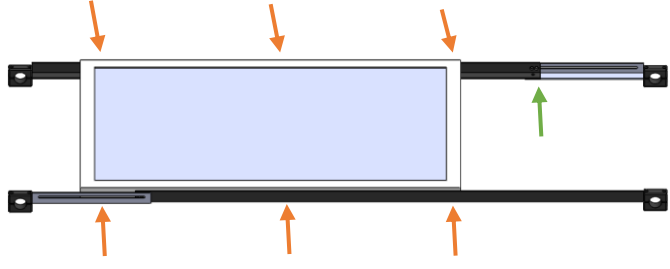
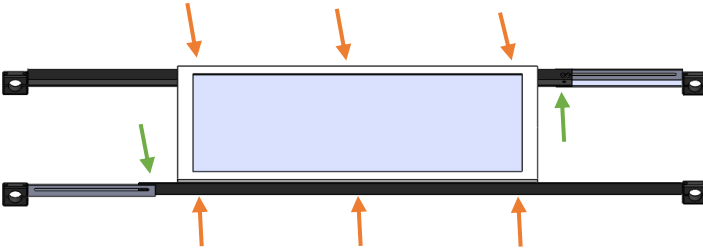
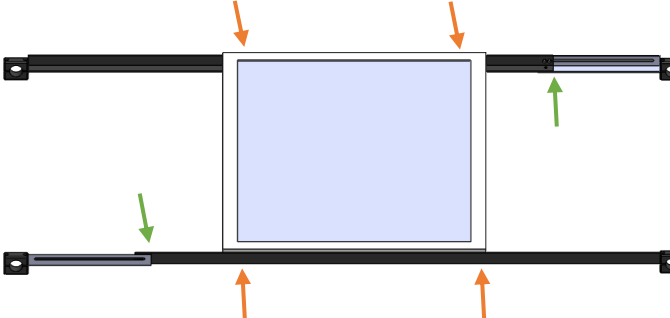
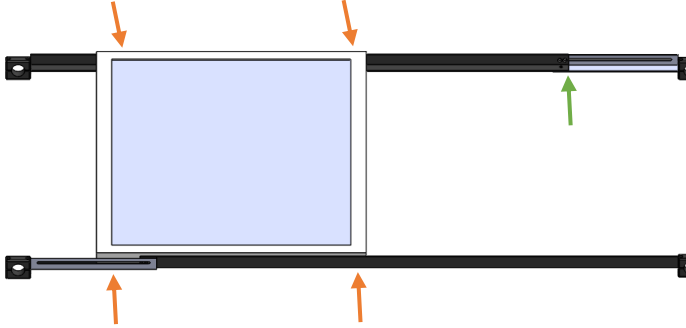


Figure 1: Fastening angle pieces

2. Loosely fasten the solar panel mounts to the outer edges of the roof racks using the provided hardware.
3. Place the solar panel(s) on the mounts and adjust the mounts as needed to make sure the angle pieces hug the edges of the solar panels.
4. Once the solar panels are snug with the mount. Tighten the solar mount clamps to the rack to secure them in place.
5. Mark the hole locations to be drilled. Reference Table 1 on page 3 to know how many markings will be required.
6. Use the 5/16" Drill to drill all the marked locations. Be sure to check that the solar panel is safe to drill all the way through.
7. Insert the 1/4"-20 button head bolts into the drilled holes and fasten them tightly with the provided washers and Ny-lock nuts.
8. Enjoy your new Solar Panel Mounts!



Table 1: Solar Panel Mount Configurations

Configuration	Picture:	Direction
<p>A: Long side running across</p>		<p>Three evenly spaced marks on each side of the solar panel Mark one of the hole location through the slot Mark where the long angle and slotted angle intersect Total number of marks: 7</p>
<p>B: Long side running across</p>		<p>Three evenly spaced marks on each side of the solar panel Mark where the long angle and slotted angle intersect Total Number of marks: 8</p>
<p>C: Narrow side running across</p>		<p>Two evenly spaced marks on each side of the solar panel Mark where the long angle and slotted angle intersect Total number of marks: 6</p>
<p>D: Narrow side running across</p>		<p>Two evenly spaced marks on each side of the solar panel Mark one of the hole location through the slot Mark where the long angle and slotted angle intersect Total number of marks: 5</p>



<p>E: Narrow side running across</p>		<p>Two evenly spaced marks on each side of the solar panel Mark two of the hole locations through the slot, one on each side Total number of marks: 8</p>
<p>F: Narrow side running across</p>		<p>Two evenly spaced marks on each side of the solar panel Mark where the long angle and slotted angle intersect Total number of marks: 10</p>



General Torque Values			
Size	Stainless Steel	Zinc	Grade 8
#6-32	10 lb-ft	--	--
#8-32	18.4 lb-ft	--	--
#10-32	26.6 lb-ft	--	--
1/4"-20	5.3 lb-ft	7.8 lb-ft	9 lb-ft
5/16"-18	10.9 lb-ft	16 lb-ft	18 lb-ft
3/8"-16	19.4 lb-ft	28.3 lb-ft	33 lb-ft
7/16"-14	31 lb-ft	45 lb-ft	52 lb-ft
1/2"-13	47 lb-ft	69 lb-ft	80 lb-ft
M6	4.7 lb-ft	5.8 lb-ft	--
M8	11.3 lb-ft	14.1 lb-ft	--
M10	22.3 lb-ft	27.9 lb-ft	--
M12	38.9 lb-ft	48.7 lb-ft	--



Aluminess Products, Inc. (Aluminess) Warranty

1. Lifetime Warranty. Aluminess provides a lifetime warranty of its products to the original retail purchaser provided such products are installed correctly according to the official Aluminess installation instructions. Any modification to the original product design, function or use of any Aluminess products will void the Aluminess warranty. Aluminess will have sole discretion to determine warranty eligibility for any and all Aluminess products sold to any purchaser.
2. Limited Remedies. Subject to any limitations and exclusions described herein, and subject to Aluminess' determination of warranty eligibility, Aluminess will remedy defects in product materials and/or workmanship of any product by repairing or replacing such defective product, which shall be within Aluminess' sole discretion, without charge for parts or labor. Aluminess may elect in its sole discretion not to replace a defective product and issue the purchaser a refund equal to the purchase price of any defective product or purchaser may elect to receive a credit (equal to such refund) toward the purchase of new Aluminess products. Repair or replacement of a defective product or providing a refund or credit to purchaser will be purchaser's exclusive remedy under this warranty. Damage to a purchaser's vehicle, cargo and/or any other person or property is expressly excluded from the Aluminess warranty.
3. Modification. Aluminess products are designed to be mounted to factory equipped vehicles. Aftermarket additions to such vehicle may or may not require modification of an Aluminess product. The Aluminess warranty does not extend to any Aluminess products that are modified to fit around other otherwise accommodate or be compatible with any aftermarket vehicle accessories or alterations. Aluminess does not guarantee fitment with any other aftermarket accessories or modified vehicle, and it is up to purchaser to determine fitment prior to purchasing any Aluminess product.
4. Damage. Damage to Aluminess products due to normal wear and tear, including, but not limited to, cosmetic issues and superficial scratches, or structural damage to an Aluminess product in connection with any vehicle collisions or other structural degradation in connection with the use of such vehicle (on road or off road) will not be covered by the Aluminess warranty. Additionally, any product user's misuse, neglect, overloading, improper maintenance or improper installation or repair of any Aluminess products are not covered under the Aluminess warranty.
5. Use of the Products. Aluminess products are designed for off road vehicle use. Installing Aluminess products on a vehicle may exceed the factory designed capabilities of such vehicle and could potentially lead to vehicle damage. Aluminess will not be responsible for any damage caused to a purchaser or user's vehicle or any vehicle accessories caused by the use of any Aluminess products. It is to the sole responsibility of purchaser to inspect and ensure that the intended vehicle and Aluminess products are suitable and compatible for travel on road and off road. No seller nor any manufacturer of Aluminess products will be liable for any loss, damage or injury directly or indirectly arising from the use of any Aluminess products. Before using any Aluminess products, the purchaser or user will determine the suitability of the product(s) for their intended use(s) and the purchaser or user shall assume all responsibility and risk in connection therewith.
6. DISCLAIMER. THE ALUMINESS WARRANTY IS EXPRESSLY MADE IN LIEU OF ANY AND ALL OTHER WARRANTIES, AND EXCEPT FOR THE ALUMINESS WARRANTY SET FORTH HEREIN, ALUMINESS MAKES NO WARRANTY WHATSOEVER WITH RESPECT TO ANY ALUMINESS PRODUCT, INCLUDING ANY WARRANTY OF MERCHANTABILITY AND FITNESS FOR A PARTICULAR PURPOSE, WHETHER EXPRESS OR IMPLIED BY LAW, COURSE OF DEALING, COURSE OF PERFORMANCE, USAGE OF TRADE, OR OTHERWISE.

EXCEPT FOR PURCHASER'S LIMITED REMEDIES SET FORTH HEREIN, IN NO EVENT WILL ALUMINESS BE LIABLE FOR ANY LOST PROFITS, LOST SALES, OR FOR ANY CONSEQUENTIAL, DIRECT, INDIRECT, INCIDENTAL, SPECIAL, EXEMPLARY OR PUNITIVE DAMAGES OR FOR ANY OTHER DAMAGES OF ANY KIND OR NATURE.
7. Compliance. Aluminess cannot guarantee that its products comply with all Federal, State, and/or local laws. Purchaser is advised to review local vehicle codes for compatibility prior to purchase to ensure that the installation and use of any Aluminess products does not violate any applicable laws.
8. Warranty Claim Submission. Purchaser will responsible for returning any defective product to Aluminess for warranty consideration and purchaser may be responsible for all costs associated with shipping the product to and from Aluminess. Prior to returning any product for warranty, purchaser must contact Aluminess Products Inc. for proper authorization.